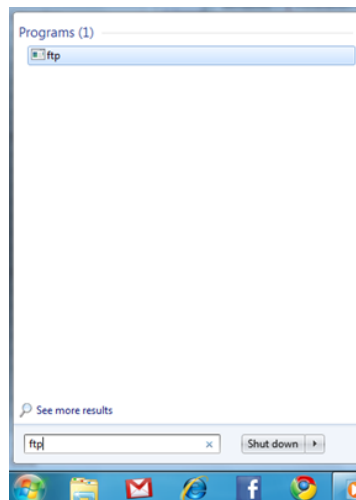


FTP stands for file transfer protocol used to transfer files over networks or the Internet. Windows contains a built in command line FTP utility which can be used to download Firefox 3.5 directly from the Mozilla FTP server. Here's how:

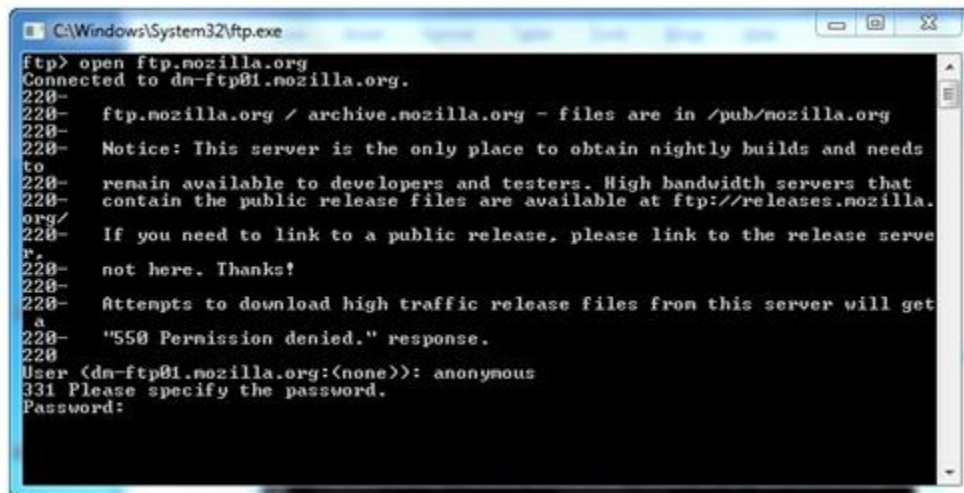
- Type in **ftp** in the start menu search field and run it. If you want to download Firefox 3.5 to C:\ drive, then you should run it as administrator by right clicking on ftp and selecting run as **administrator**. This is required as Windows prevents programs with normal access to write to the root directory.



- Once it's opened. Type in **open ftp.mozilla.org** This will connect you to the Mozilla FTP server.

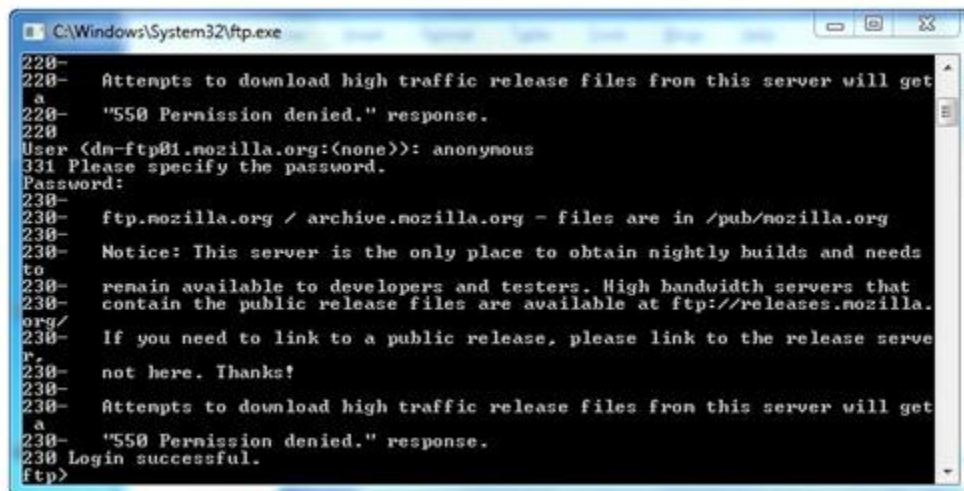
```
C:\Windows\System32\ftp.exe
ftp> open ftp.mozilla.org
Connected to dn-ftp01.mozilla.org.
220-
220- ftp.mozilla.org / archive.mozilla.org - files are in /pub/mozilla.org
220-
220- Notice: This server is the only place to obtain nightly builds and needs
220- to
220- remain available to developers and testers. High bandwidth servers that
220- contain the public release files are available at ftp://releases.mozilla.
220- org/
220- If you need to link to a public release, please link to the release serve
220- r,
220- not here. Thanks!
220-
220- Attempts to download high traffic release files from this server will get
220- a
220- "550 Permission denied." response.
220
User <dn-ftp01.mozilla.org:<none>>:
```

- Once you're connected, it'll ask you for your User id. Just type in **anonymous** and hit enter.



```
C:\Windows\System32\ftp.exe
ftp> open ftp.mozilla.org
Connected to dn-ftp01.mozilla.org.
220-
220- ftp.mozilla.org / archive.mozilla.org - files are in /pub/mozilla.org
220-
220- Notice: This server is the only place to obtain nightly builds and needs
220- to
220- remain available to developers and testers. High bandwidth servers that
220- contain the public release files are available at ftp://releases.mozilla.
220- org/
220- If you need to link to a public release, please link to the release serve
220- r.
220- not here. Thanks!
220- Attempts to download high traffic release files from this server will get
220- a
220- "550 Permission denied." response.
220-
User (dn-ftp01.mozilla.org:(none)): anonymous
331 Please specify the password.
Password:
```

- Now it'll ask you for the password. Since you're logging in as anonymous, you don't have a password. Just **hit enter** at this prompt.

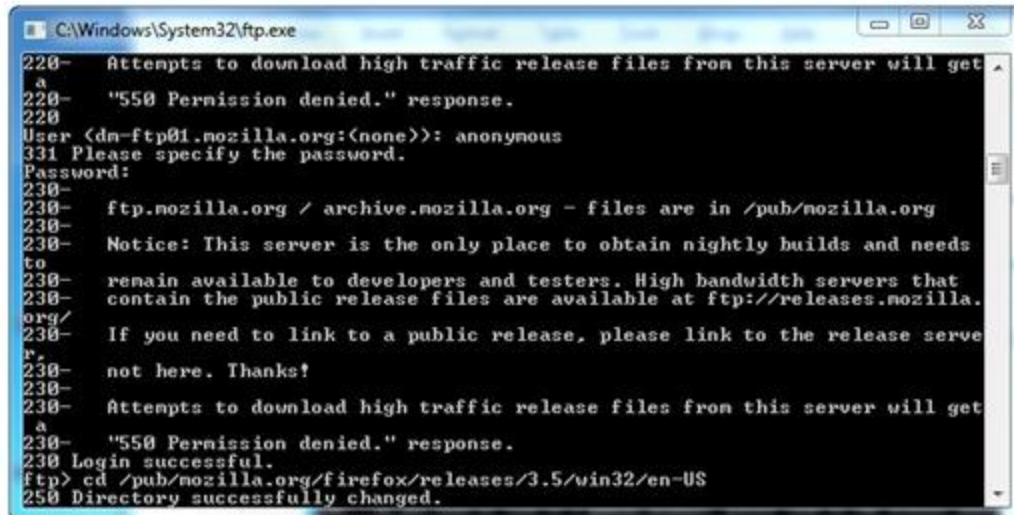


```
C:\Windows\System32\ftp.exe
220-
220- Attempts to download high traffic release files from this server will get
220- a
220- "550 Permission denied." response.
220-
User (dn-ftp01.mozilla.org:(none)): anonymous
331 Please specify the password.
Password:
230-
230- ftp.mozilla.org / archive.mozilla.org - files are in /pub/mozilla.org
230-
230- Notice: This server is the only place to obtain nightly builds and needs
230- to
230- remain available to developers and testers. High bandwidth servers that
230- contain the public release files are available at ftp://releases.mozilla.
230- org/
230- If you need to link to a public release, please link to the release serve
230- r.
230- not here. Thanks!
230- Attempts to download high traffic release files from this server will get
230- a
230- "550 Permission denied." response.
230- Login successful.
ftp>
```

- Once you see the Login successful prompt, you know you're in. Now you have to **navigate to the folder** that contains the **Firefox 3.5 setup file**. You can either do it the hard way, by typing in **dir**, and opening the folders using **cd /{foldername}** or here's the easy way. Type in the following:

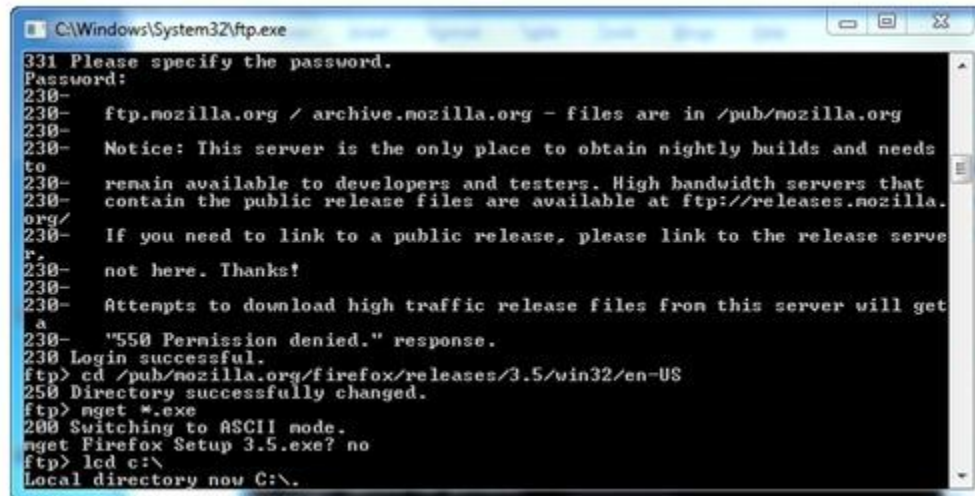
cd /pub/mozilla.org/firefox/releases/3.5/win32/en-US/

This will take you directly to the folder that contains the US English version of Firefox 3.5



```
C:\Windows\System32\ftp.exe
220- Attempts to download high traffic release files from this server will get
a
220- "550 Permission denied." response.
220
User <dn-ftp01.mozilla.org:(none)>: anonymous
331 Please specify the password.
Password:
230-
230- ftp.mozilla.org / archive.mozilla.org - files are in /pub/mozilla.org
230-
230- Notice: This server is the only place to obtain nightly builds and needs
to
230- remain available to developers and testers. High bandwidth servers that
230- contain the public release files are available at ftp://releases.mozilla.
org/
230- If you need to link to a public release, please link to the release serve
r.
230- not here. Thanks!
230-
230- Attempts to download high traffic release files from this server will get
a
230- "550 Permission denied." response.
230 Login successful.
ftp> cd /pub/mozilla.org/firefox/releases/3.5/win32/en-US
250 Directory successfully changed.
```

- Now you have to set your local directory to which ever you want. For this guide, we'll use **C:**, since we ran **FTP as administrator**, we have the freedom to use the root director. To set the directory, type in **lcd c:**

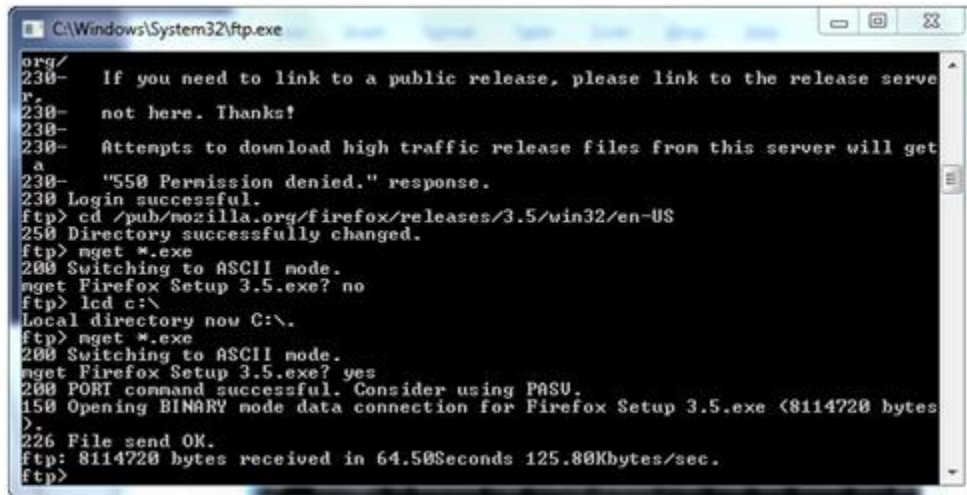


```
C:\Windows\System32\ftp.exe
331 Please specify the password.
Password:
230-
230- ftp.mozilla.org / archive.mozilla.org - files are in /pub/mozilla.org
230-
230- Notice: This server is the only place to obtain nightly builds and needs
to
230- remain available to developers and testers. High bandwidth servers that
230- contain the public release files are available at ftp://releases.mozilla.
org/
230- If you need to link to a public release, please link to the release serve
r.
230- not here. Thanks!
230-
230- Attempts to download high traffic release files from this server will get
a
230- "550 Permission denied." response.
230 Login successful.
ftp> cd /pub/mozilla.org/firefox/releases/3.5/win32/en-US
250 Directory successfully changed.
ftp> mget *.exe
200 Switching to ASCII mode.
mget Firefox Setup 3.5.exe? no
ftp> lcd c:\
Local directory now C:\.
```

It'll tell you that the local directory is now C:\

- Finally, you can start downloading Firefox 3.5 now. type in **mget *.exe**. The application will as you mget Firefox Setup 3.5.exe? Just type in **yes** and hit enter. It'll start downloading the setup file to the local directory you assigned. Don't close the

application until it shows you **226 File send OK** followed with the amount of bytes received, the time taken and the average download speed.



```
C:\Windows\System32\ftp.exe
org/
230- If you need to link to a public release, please link to the release serve
P.
230- not here. Thanks!
230-
230- Attempts to download high traffic release files from this server will get
a
230- "550 Permission denied." response.
230 Login successful.
ftp> cd /pub/mozilla.org/firefox/releases/3.5/win32/en-US
250 Directory successfully changed.
ftp> mget *.exe
200 Switching to ASCII mode.
mget Firefox Setup 3.5.exe? no
ftp> lcd c:\
Local directory now C:\.
ftp> mget *.exe
200 Switching to ASCII mode.
mget Firefox Setup 3.5.exe? yes
200 PORT command successful. Consider using PASV.
150 Opening BINARY mode data connection for Firefox Setup 3.5.exe (8114720 bytes
).
226 File send OK.
ftp: 8114720 bytes received in 64.50Seconds 125.80Kbytes/sec.
ftp>
```

- That's it! The hard work is now complete. You can now navigate to the local directory you assigned, in our case **C:**, and run the setup file. Install it as normal, and you can happily surf the web and download other applications with ease now.